

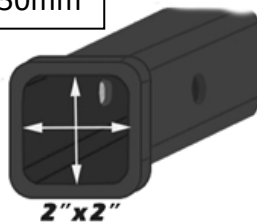
24W REVERSE HITCH LIGHT



Dimensions

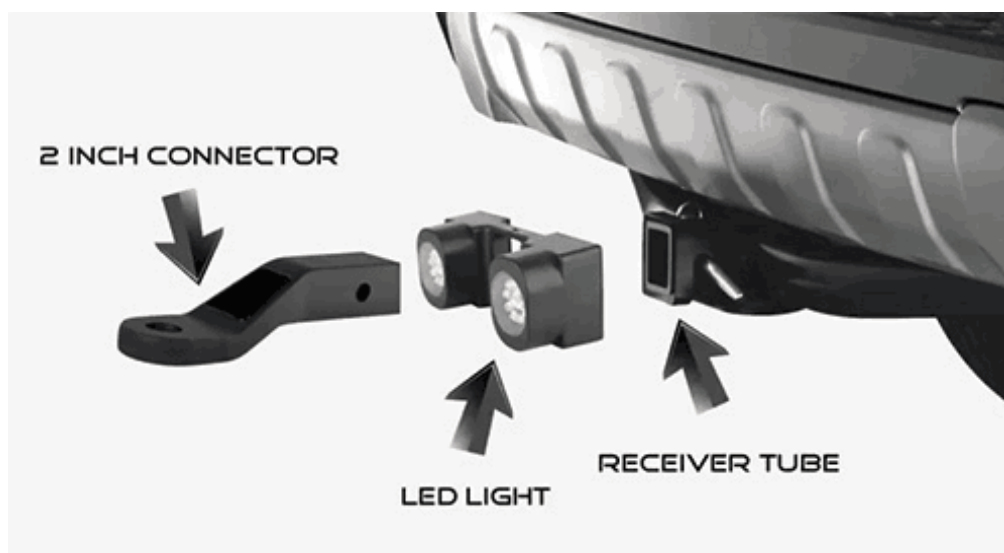
This HitchL24 Reverse Light is designed to be compatible with most vehicles with 2" / 50mm hitch receiver.

50mm x 50mm



How to Mount

1. Remove tow bar tongue from receiver.
2. Place HitchL24 Reverse Light onto tow bar tongue.
3. Fit onto tow bar tongue into receiver.

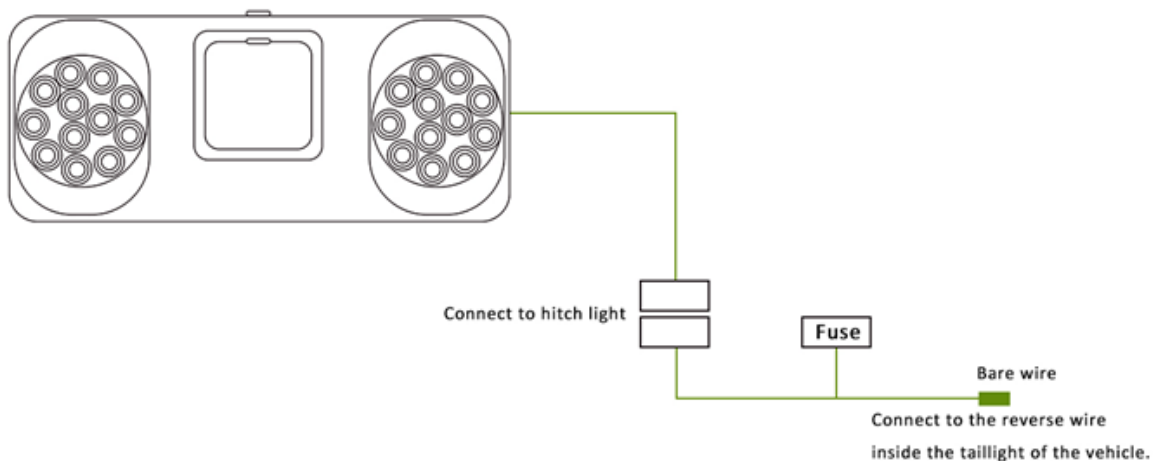


Product Installation

Connector and wiring

This device comes with a built in connector.

See below diagram



Specifications

- Voltage: 12V Only
- Power: 24W 2 x (12 x 1W)
- Current: 2A
- On/Off Switch
- Reverse Polarity Protection
- Shock Resistance
- Operating Temperature: - 40 ~ 85 °
- Colour Temperature: 6000K
- IP 67 Waterproof
- Includes lock in screw
- Hitch receiver: 50mm x 50mm
- Built-in connector and wiring loom
- Material: Plastic
- Finish: Black

Other eXterrain Products

eXterrain products include Slide Brackets, Wiring Loom and Raven Series Slim Dual Light Bars. For more information visit: www.exterrain.com.au.



Warranty

This product has a lifetime guarantee warranty. Please contact your authorised eXterrain reseller for any warranty queries. Visit: www.exterrain.com.au.